

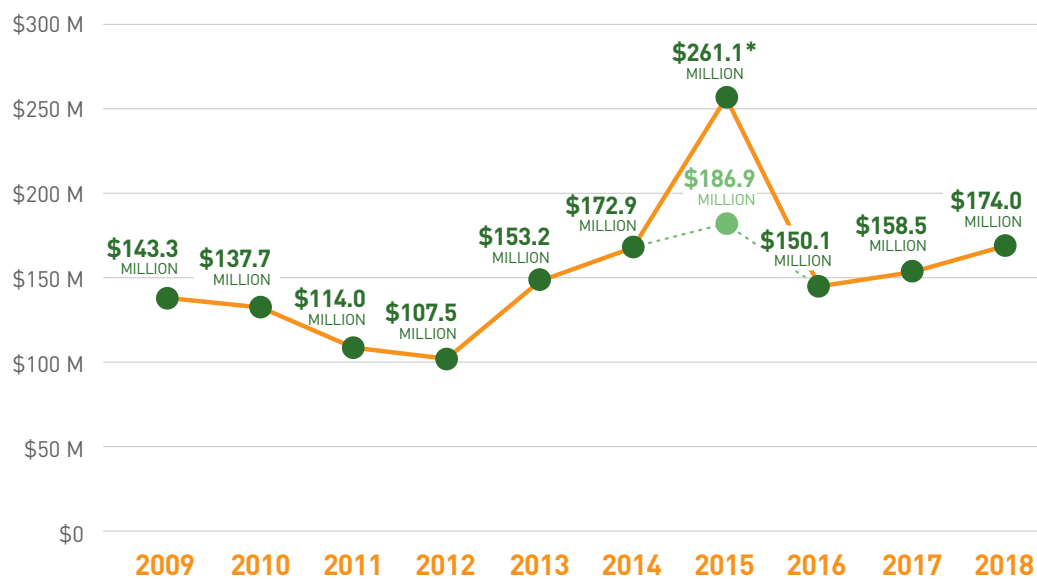
# Seeking to Soar

## Foundation Funding for Asian American & Pacific Islander Communities


While there have been some minor fluctuations in foundation funding designated for Asian American and Pacific Islander communities — ranging from \$107.7 million a year at its lowest to \$261.1 million a year at its highest — **by and large funding has stagnated.**

### FOUNDATION FUNDING FOR PEOPLE OF ASIAN DESCENT, PACIFIC ISLANDERS, AND NATIVE HAWAIIANS (2009-2018)

*\*NOTE: The peak year of 2015 includes an outlier grant of \$74.2 million from the Ford Foundation to the National Academy of Sciences over a period of 13.5 years toward "The Ford Fellowships Program for predoctoral, dissertation and postdoctoral fellowships." These fellowships support communities of color, inclusive of but not exclusive to AAPIs.*



### FOUNDATION FUNDING FOR AAPI COMMUNITIES (2018)

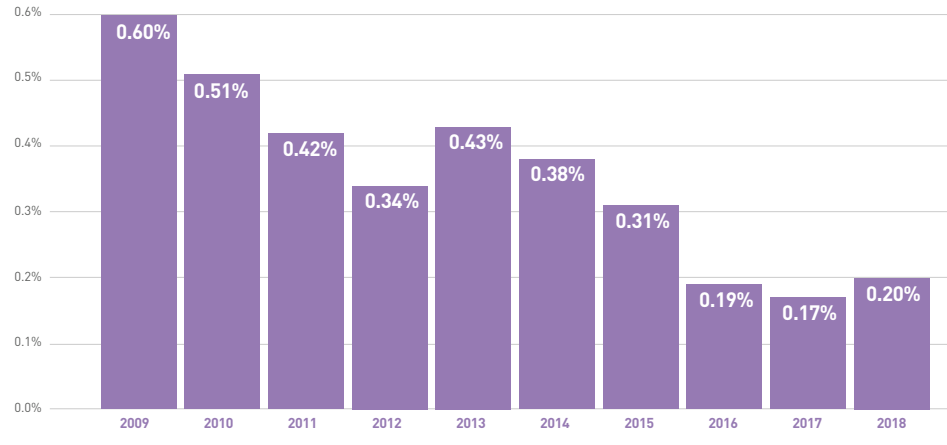


**\$0.20**  
OF EVERY  
**\$100.00**

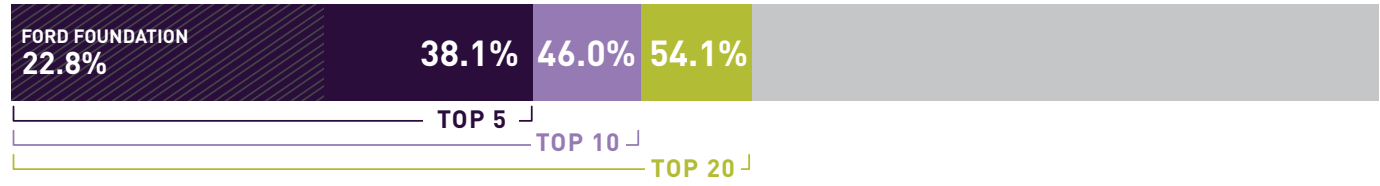
This is not true for foundation giving in general, which significantly increased over the last decade. In 2018, foundation giving in the United States totaled \$88 billion. As such, **for every \$100 awarded by foundations, only 20 cents was designated for Asian American and Pacific Islander communities.**

### PERCENTAGE OF FOUNDATION FUNDING DESIGNATED FOR PEOPLE OF ASIAN DESCENT, PACIFIC ISLANDERS, AND NATIVE HAWAIIANS (2009-2018)

Moreover, as a percentage of overall grantmaking, funding designated specifically for Asian American and Pacific Islander communities has been on the decline since peaking at 0.60 percent in 2002 and 2009.




### CONCENTRATION OF PHILANTHROPIC SUPPORT FOR AAPI COMMUNITIES (2014-2018)

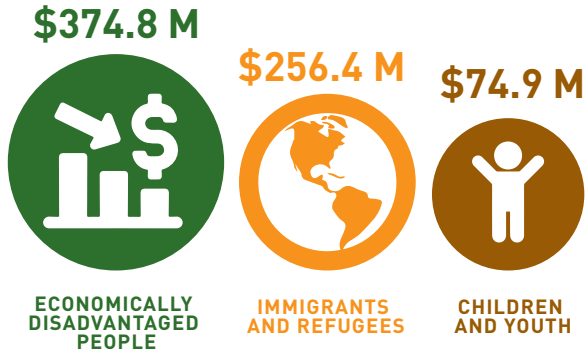


The funding was also heavily concentrated among a handful of foundations, with the top five funders accounting for nearly 40 percent of all philanthropic support designated for Asian American and Pacific Islander communities.

### TOP ISSUES AND SPECIAL POPULATIONS FUNDED (2014-2018)



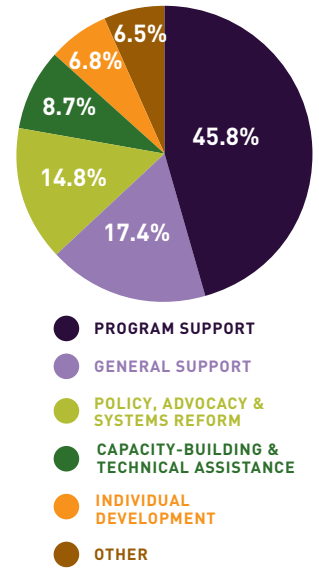
Between 2014 and 2018, the top three issues funded for Asian Americans and Pacific Islanders were education, human rights, and community and economic development.



Between 2014 and 2018, the top three special populations funded included economically disadvantaged people, immigrants and migrants, and children and youth.

### FUNDING BY CATEGORY (2014-2018)

Between 2014 and 2018, the majority of the funding was awarded in the form of program support, with just 17.4 percent awarded in the form of general operating support.



### GEOGRAPHIC DISTRIBUTION OF FUNDING (2014-2018)

Between 2014 and 2018, nearly a third of all funding designated for Asian American and Pacific Islander communities went to grant recipients in California. During the same time period, we could not identify any funding for Idaho or North Dakota.

