




# Seeking to Soar

## Regional Nonprofit Snapshot Minneapolis-Saint Paul (Twin Cities)

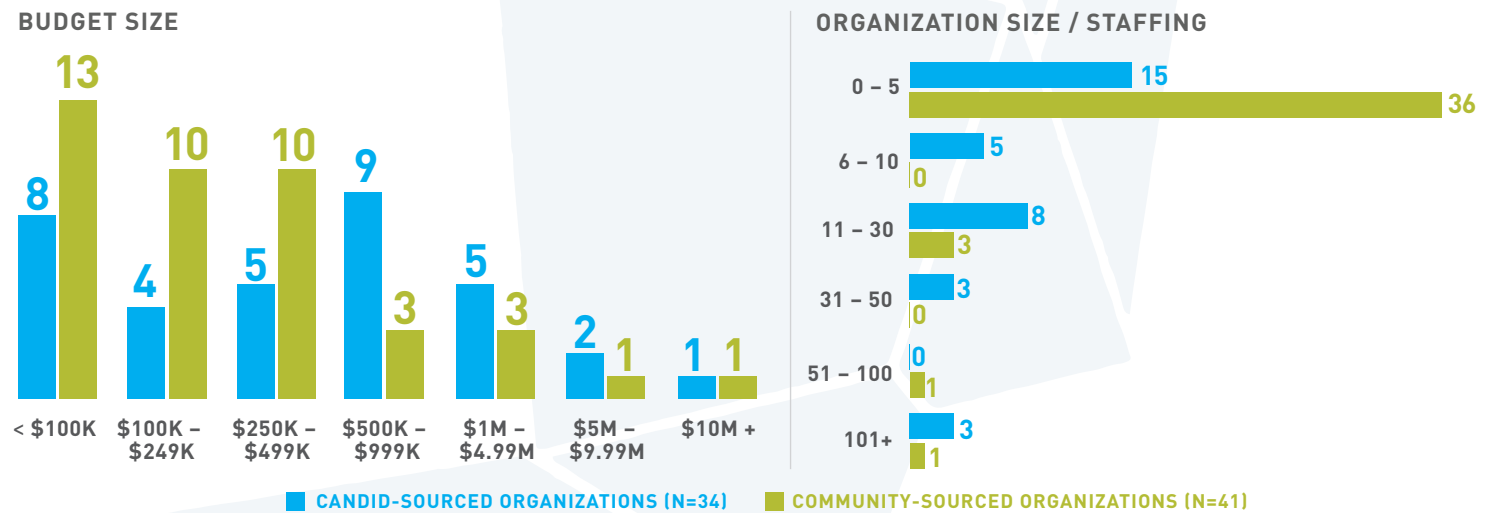
In 2018, institutional philanthropy awarded over \$1.27 billion to over 5,000 grantees. Despite this, AAPI-designated funding was just a miniscule portion of the overall funding, with \$5.3 million designated to AAPI communities. This makes up just 0.42% — for every \$100 awarded by institutional philanthropy, only 42 cents went to AAPI communities.

### Foundation Funding for AAPI Communities — Minneapolis-Saint Paul



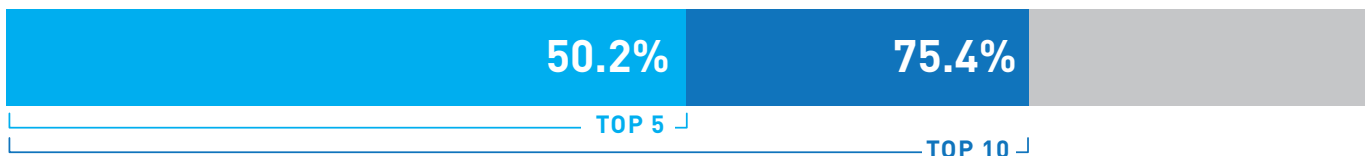
Unsurprisingly, Twin Cities AAPI-Specific organizations are small- to mid-sized. Nearly 90% of community sourced organizations have five or fewer staff, and 80% operate with budgets less than \$500K.

### A Deeper Look at AAPI-Specific Organizations



The Top 10 funders providing AAPI-designated support accounted for over 75% of total funding designated to AAPI communities in 2018. Should any, or multiple, of these funders shift their philanthropic focus, AAPI-designated funding will be severely impacted. It is critical that local funders bolster their investments in Asian American, Native Hawaiian, and Pacific Islander communities.

### Top 10 AAPI-Designated Funders, 2018



The analyses contained within this report were based on 2018 grant data. The ongoing COVID-19 pandemic has vastly impacted local AANHPI communities beyond what these analyses show.



Building Democratic  
Philanthropy

[aapip.org](http://aapip.org)

© FEBRUARY 2022, ASIAN AMERICAN/PACIFIC ISLANDERS  
IN PHILANTHROPY (AAPIP)