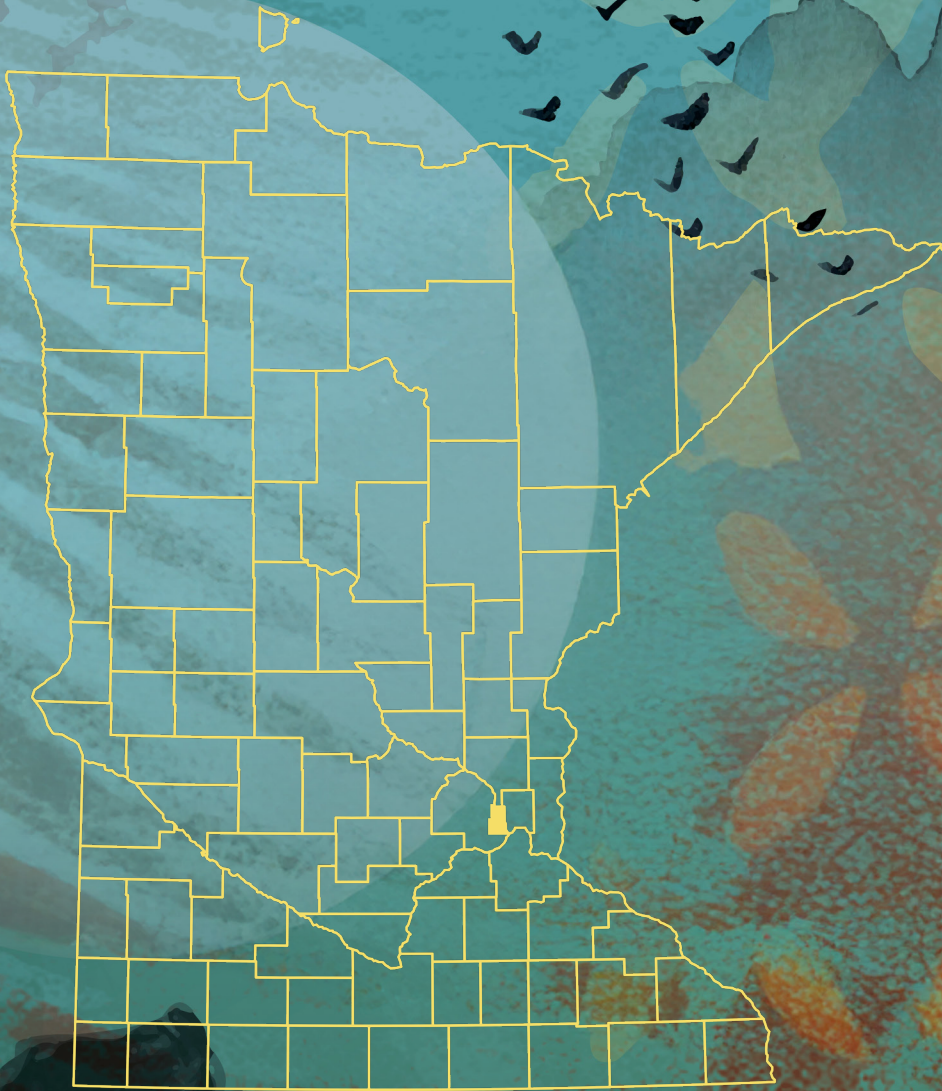


The logo for AAPIP (Asian American, Native Hawaiian, and Pacific Islander) is located in the top right corner. It consists of the letters 'AAPIP' in a white, stylized, hand-drawn font. The background of the entire cover is a vibrant, abstract watercolor-style illustration. It features a large, light blue circular shape on the left, a cluster of black birds in flight in the upper center, and a large, dark blue and brown abstract shape on the right. There are also some orange and yellow abstract shapes scattered throughout.

AAPIP



2025 Twin Cities

AANHPI

FUNDING SNAPSHOT

U.S. Institutional Giving for Asian American,
Native Hawaiian, and Pacific Islander Communities



About AAPIP

Established in 1990, Asian Americans/Pacific Islanders in Philanthropy (AAPIP) is a justice-minded national philanthropic affinity organization that provides unique community spaces for Asian Americans, Native Hawaiians, Pacific Islanders, and allies in philanthropy. We are a membership-based organization that centers equity and justice in philanthropy to move money and build power of AA and NHPI communities for an inclusive democracy.

AAPIP serves as the progressive home to AA and NHPIs in philanthropy at all leadership levels across the sector. Anchored by national staff, AAPIP works across the country through a chapter network as sites of regional activism serving as a bridge between philanthropy and local non-profit organizations. These chapters are centers for place-based advocacy, information sharing, leadership development and network building around AA and NHPI issues and philanthropy.

Introduction

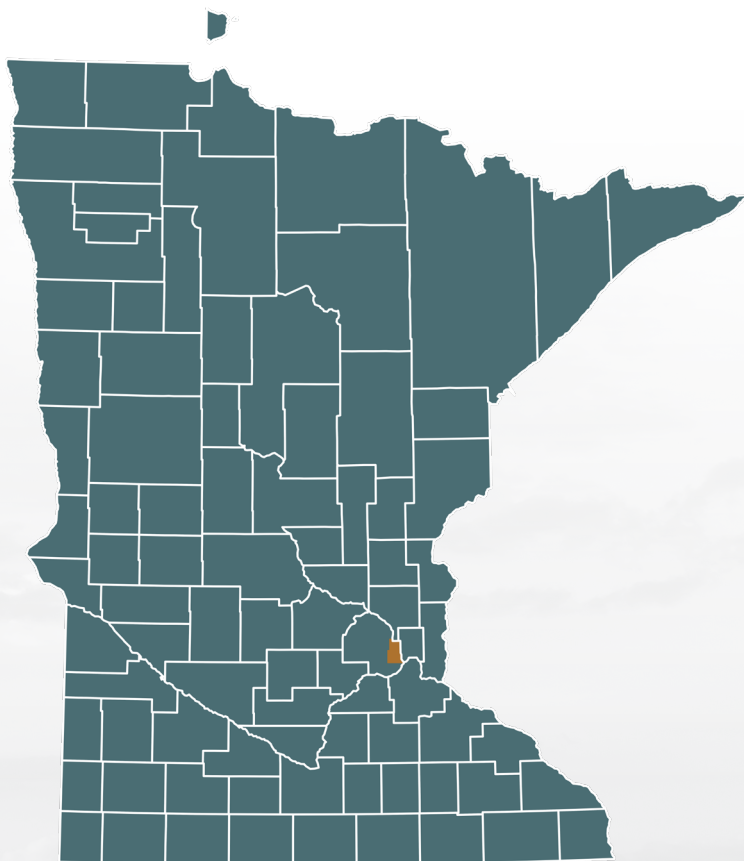
This Regional Funding Snapshot builds from AAPIP's 2025 AANHPI Funding Snapshot, diving deeper into ten metropolitan areas where AAPIP has Chapters. AAPIP will produce snapshots for Boston, Chicago, Denver, District of Columbia, Los Angeles, Minneapolis-Saint Paul, New York City, Philadelphia, San Francisco Bay Area, and Seattle.

Methodology

The analyses presented in this Regional Funding Snapshot are drawn from the same dataset as AAPIP's 2025 National Funding Snapshot. This dataset contains grants-level data from foundations and corporations, excluding individual and government giving, pledges, in-kind contributions, and social-impact bonds awarded between 2019 and 2023, using data current as of August 2, 2024 (for data on grants awarded in calendar years 2019–2022) and May 19, 2025 (for data on grants awarded in calendar year 2023). Discretionary and donor-advised grants from U.S. community foundations are also included. Candid classifies grants using its Philanthropy Classification System, which codes by issue area, population, strategy, and geography; most grants carry multiple codes. AAPIP conducted intensive quality control, specifically focused on population, to offer a more accurate representation of institutional funding designated to Asian American, Native Hawaiian, and Pacific Islander communities.

Twin Cities AANHPI Population

Minneapolis-Saint Paul (Twin Cities) is home to more than 250,000 Asian Americans (which make up 7% of the metro area's population) and nearly 1,000 Native Hawaiians and Pacific Islanders (which make up 0.1% of the metro area's population).



Twin Cities Asian American, Native Hawaiian, and Pacific Islander Populations

	REGIONAL POPULATION (TOTAL)	SHARE OF REGIONAL POPULATION	SHARE OF NATIONAL POPULATION OF ETHNIC GROUP
Asian American	252,536	6.9%	3.2%
Native Hawaiian and Pacific Islander	902	0.2%	0.7%

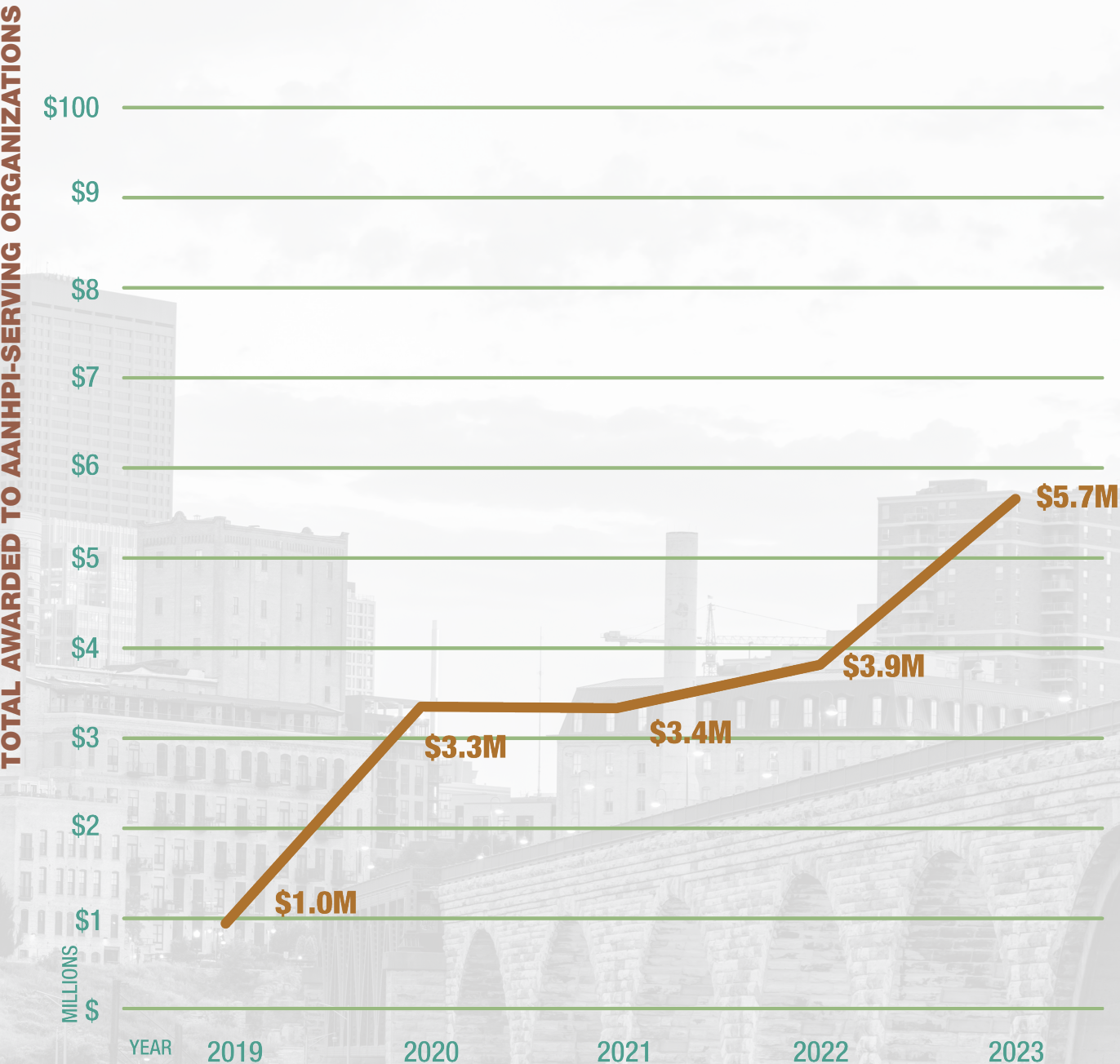
Funding Landscape

Between 2019 to 2023, the Twin Cities' Asian American, Native Hawaiian, and Pacific Islander communities received just \$17.4 million of the \$13.4 billion dollars granted to communities across the Twin Cities. This equates to just 13 cents for every \$100 awarded by philanthropy, or 0.13% of regional philanthropic funding.

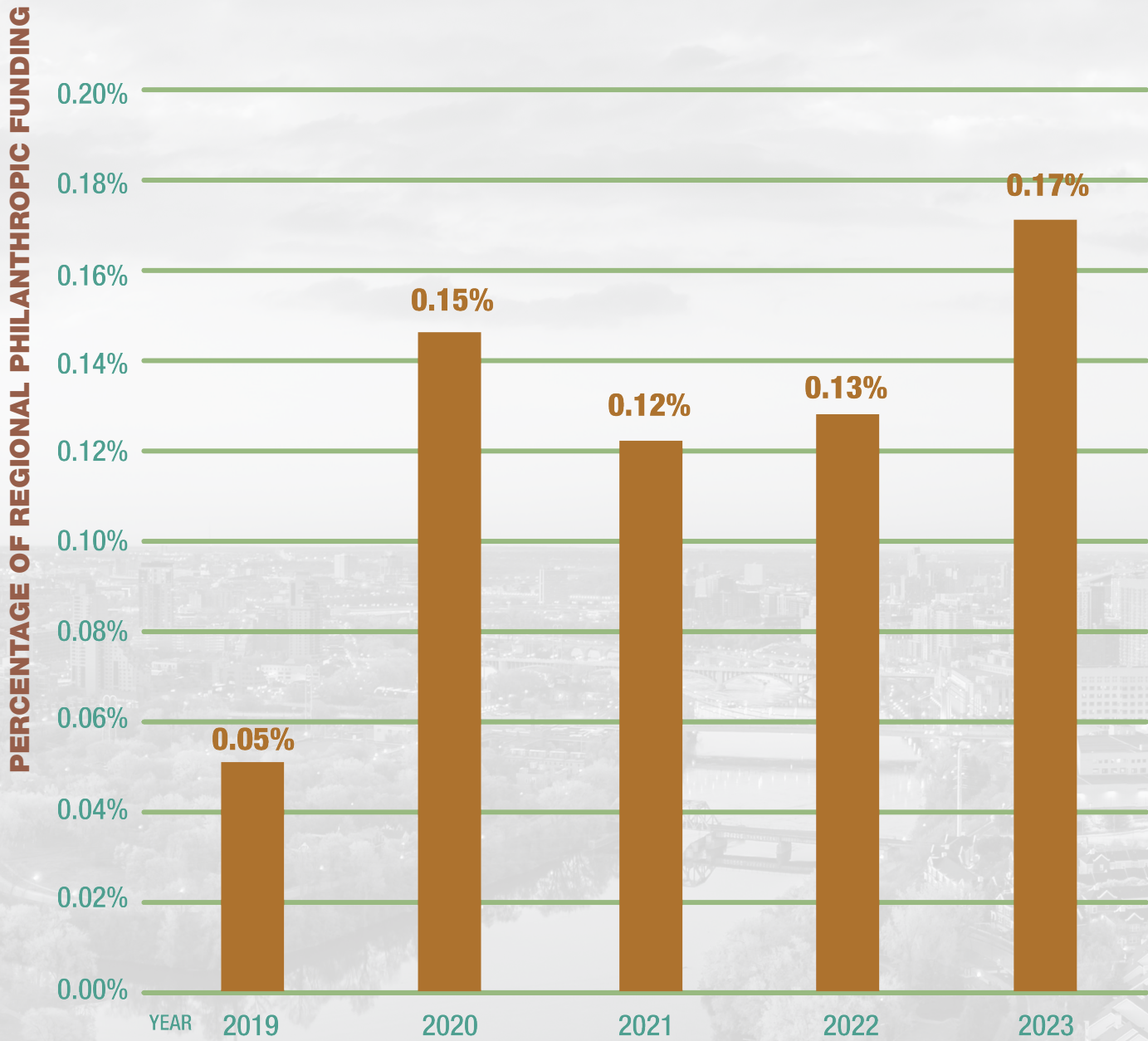


Out of every \$100 of institutional grantmaking in Twin Cities, AANHPI communities received 13 ¢

Institutional Grantmaking to AANHPI-Serving Organizations in Twin Cities by Year, 2019-2023



Percentage of Regional Grantmaking to AANHPI-Serving Organizations in Twin Cities by Year, 2019-2023



Regional Versus National Grantmaking to AANHPI-Serving Organizations by Year (2019-2023)

FUNDING YEAR	FUNDING TO AANHPI-SERVING ORGANIZATIONS IN TWIN CITIES	NUMBER OF GRANTS	INSTITUTIONAL FUNDING ACROSS TWIN CITIES	PERCENTAGE OF REGIONAL FUNDING GRANTED TO AANHPI-SERVING ORGANIZATIONS	NATIONAL FUNDING GRANTED TO AANHPI-SERVING ORGANIZATIONS	PERCENTAGE OF NATIONAL FUNDING GRANTED TO AANHPI-SERVING ORGANIZATIONS
2019	\$1.0 M	66	\$2.0 B	0.05%	\$195.3 M	0.20%
2020	\$3.3 M	112	\$2.3 B	0.15%	\$288.8 M	0.27%
2021	\$3.4 M	120	\$2.8 B	0.12%	\$494.9 M	0.44%
2022	\$3.9 M	93	\$3.0 B	0.13%	\$393.4 M	0.29%
2023	\$5.7 M	108	\$3.3 B	0.17%	\$481.1 M	0.34%
TOTAL	\$17.4 M	499	\$13.4 B	0.13%	\$1.85 B	0.31%

Distribution of Funding to AANHPI Communities in Twin Cities (2019 - 2023)

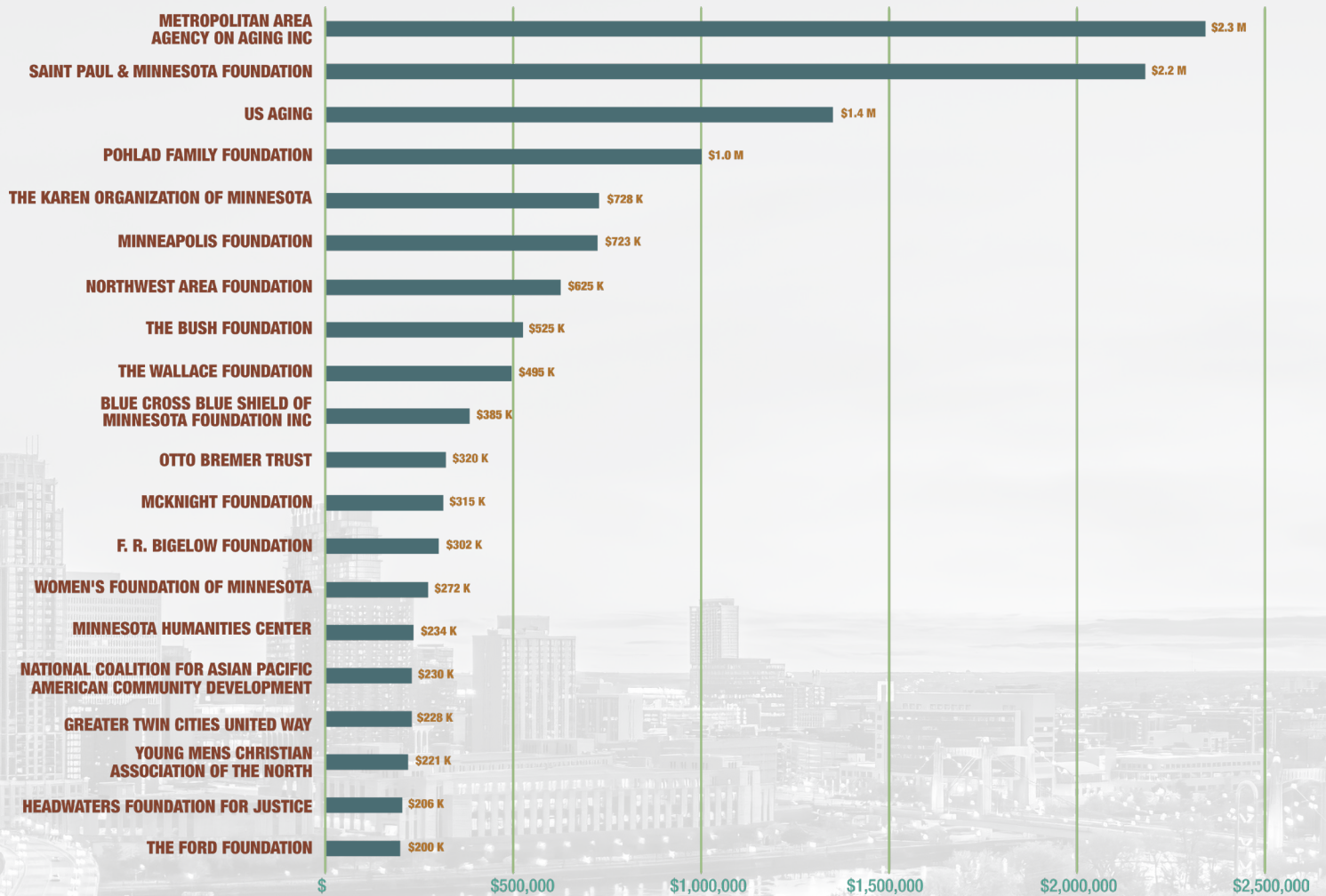


FUNDER	TOTAL GRANTMAKING (DOLLARS)	PERCENTAGE
TOP 5	\$4.7 M	27.14%
TOP 10	\$6.8 M	38.85%
TOP 20	\$12.9 M	73.86%

Top Funders of AANHPI-Serving Organizations in Twin Cities (2019-2023)

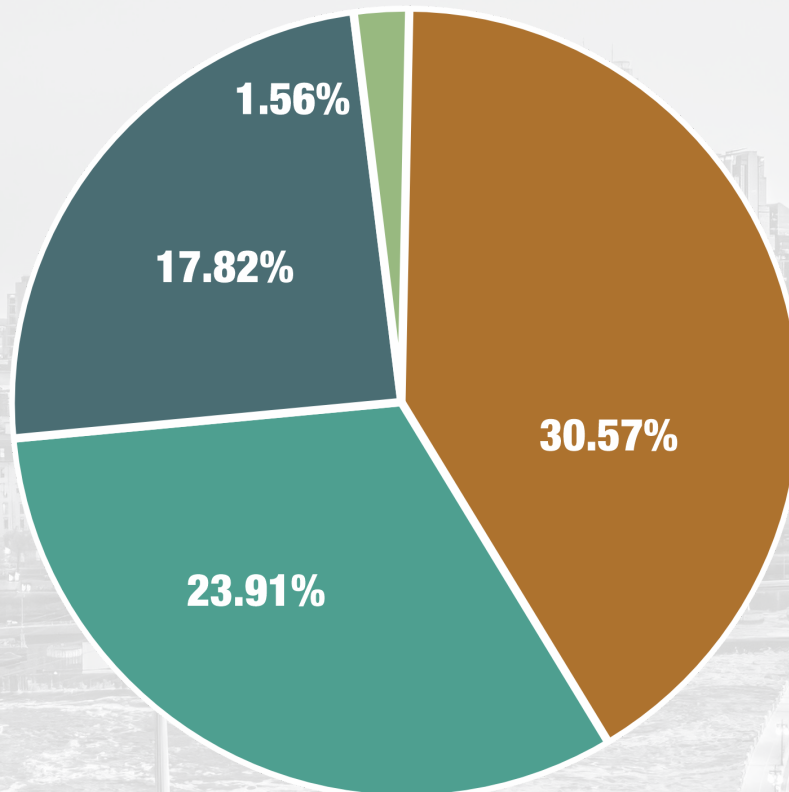
ORGANIZATION	TOTAL FUNDING (DOLLARS)	NUMBER OF GRANTS
Metropolitan Area Agency on Aging Inc.	\$2.3 M	12
Saint Paul & Minnesota Foundation	\$2.2 M	83
US Aging	\$1.4 M	1
Pohlad Family Foundation	\$1.0 M	4
The Karen Organization of Minnesota	\$728 K	11
Minneapolis Foundation	\$723 K	68
Northwest Area Foundation	\$625 K	3
The Bush Foundation	\$525 K	1
The Wallace Foundation	\$495 K	3
Blue Cross Blue Shield of Minnesota Foundation Inc.	\$385 K	7
Otto Bremer Trust	\$320 K	8
McKnight Foundation	\$315 K	4
F. R. Bigelow Foundation	\$302 K	12
Women's Foundation of Minnesota	\$272 K	15
Minnesota Humanities Center	\$234 K	10
National Coalition for Asian Pacific American Community Development	\$230 K	5
Greater Twin Cities United Way	\$228 K	8
Young Men's Christian Association of the North	\$221 K	1
Headwaters Foundation for Justice	\$206 K	5
The Ford Foundation	\$200 K	1

Top 20 Funders in Twin Cities



Types of Institutions of Top 20 Funders

FUNDER TYPE	TOTAL GRANTMAKING	PERCENTAGE OF REGIONAL FUNDING
Private Foundation	\$5.3 M	30.57%
Corporate Donor Advised Fund	\$4.2 M	23.91%
Community Foundation	\$3.1 M	17.82%
Public Foundation	\$272 K	1.56%

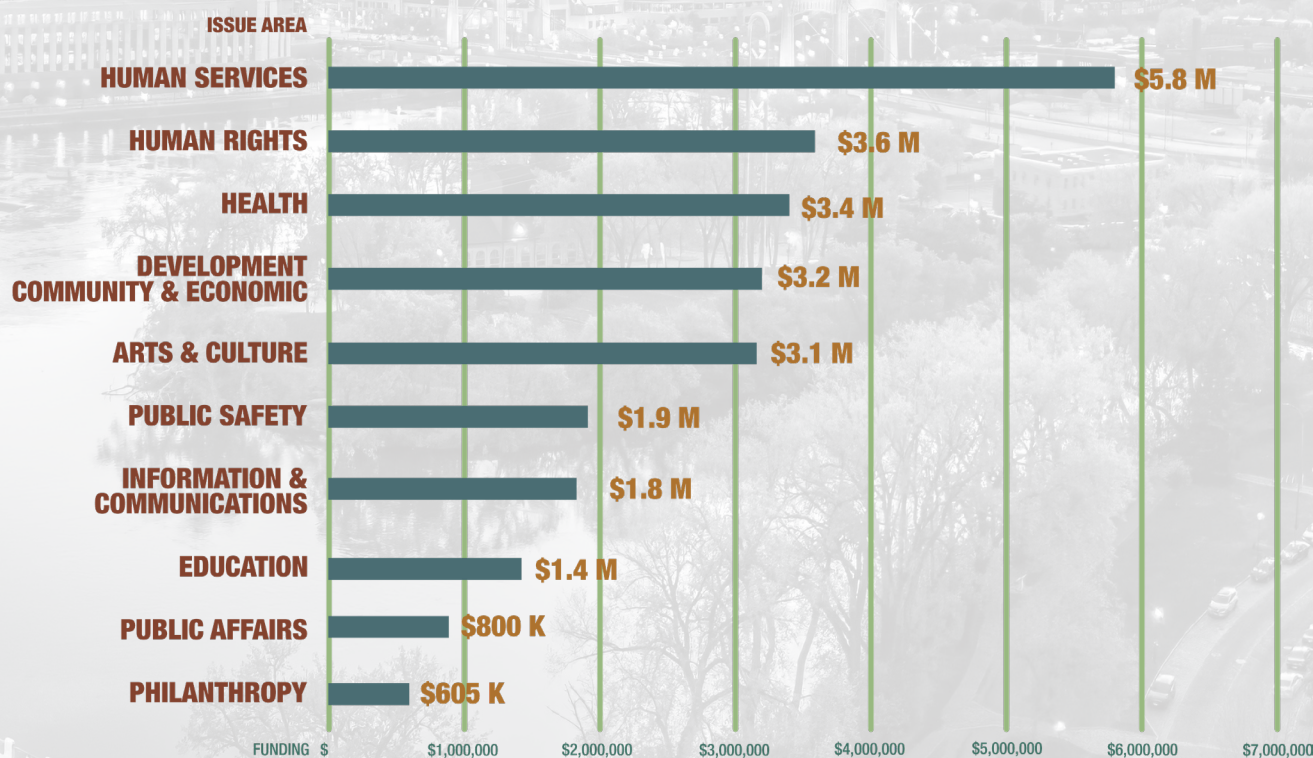


■ PRIVATE FOUNDATION
 ■ CORPORATE DONOR ADVISED FUND
 ■ COMMUNITY FOUNDATION
 ■ PUBLIC FOUNDATION

Funding by Issue Area (2019-2023)

Nationally, philanthropic resources granted to AANHPI-serving organizations focused primarily on Human Rights, Human Services, and Community & Economic Development. In Minneapolis-Saint Paul, the top three issue areas are Human Services, Human Rights, and Health.

ISSUE AREA	Regional Funding Granted to AANHPI-serving Organizations	Percentage of Regional Funding	National Funding Granted to AANHPI-serving Organizations	Percentage of National Funding
HUMAN SERVICES	\$5.8 M	33.23%	\$471.1 M	25.42%
HUMAN RIGHTS	\$3.6 M	20.63%	\$544.6 M	29.38%
HEALTH	\$3.4 M	19.58%	\$272.9 M	14.72%
COMMUNITY & ECONOMIC DEVELOPMENT	\$3.2 M	18.39%	\$363.6 M	19.62%
ARTS & CULTURE	\$3.1 M	18.14%	\$279.1 M	15.06%
PUBLIC SAFETY	\$1.9 M	11.08%	\$202.8 M	10.94%
INFORMATION & COMMUNICATIONS	\$1.8 M	10.53%	\$90.2 M	4.87%
EDUCATION	\$1.4 M	8.24%	\$191.7 M	10.34%
PUBLIC AFFAIRS	\$900 K	5.13%	\$225.8 M	12.18%
PHILANTHROPY	\$600 K	3.47%	\$42.5 M	2.29%



Acknowledgments

Project Lead:

Brandon Hadi, Director of Programs

Project Support:

Courtney Chappell, Vice President of Programs

Teresa Wang, Director of Communications

Pajouablai Monica Lee, Director of Chapter Strategy and Engagement

Samanta Ratsavong, Member Engagement Manager

Design:

The Kālaïmoku Group

Data:

Candid

Community of Contrasts Dashboard

(Asian Americans Advancing Justice Southern California)

Community Data Explorer (AAPI Data)



AAPIP

© NOVEMBER 2025, ASIAN AMERICANS/PACIFIC ISLANDERS IN PHILANTHROPY (AAPIP)

Permission is granted to reproduce this document in part or in its entirety provided that Asian Americans/
Pacific Islanders in Philanthropy (AAPIP) is cited as the source for all reproduced material.