



AAPIP

**San Francisco/Oakland**

AANHPI

# FUNDING SNAPSHOT

U.S. Institutional Giving for Asian American,  
Native Hawaiian, and Pacific Islander Communities



## About AAPIP

Established in 1990, Asian Americans/Pacific Islanders in Philanthropy (AAPIP) is a justice-minded national philanthropic affinity organization that provides unique community spaces for Asian Americans, Native Hawaiians, Pacific Islanders, and allies in philanthropy. We are a membership-based organization that centers equity and justice in philanthropy to move money and build power of AA and NHPI communities for an inclusive democracy.

AAPIP serves as the progressive home to AA and NHPIs in philanthropy at all leadership levels across the sector. Anchored by national staff, AAPIP works across the country through a chapter network as sites of regional activism serving as a bridge between philanthropy and local non-profit organizations. These chapters are centers for place-based advocacy, information sharing, leadership development and network building around AA and NHPI issues and philanthropy.

## Introduction

This Regional Funding Snapshot builds from AAPIP's 2025 AANHPI Funding Snapshot, diving deeper into ten metropolitan areas where AAPIP has Chapters. AAPIP will produce snapshots for Boston, Chicago, Denver, District of Columbia, Los Angeles, Minneapolis-Saint Paul, New York City, Philadelphia, San Francisco Bay Area, and Seattle.

## Methodology

The analyses presented in this Regional Funding Snapshot are drawn from the same dataset as AAPIP's 2025 National Funding Snapshot. This dataset contains grants-level data from foundations and corporations, excluding individual and government giving, pledges, in-kind contributions, and social-impact bonds awarded between 2019 and 2023, using data current as of August 2, 2024 (for data on grants awarded in calendar years 2019–2022) and May 19, 2025 (for data on grants awarded in calendar year 2023). Discretionary and donor-advised grants from U.S. community foundations are also included. Candid classifies grants using its Philanthropy Classification System, which codes by issue area, population, strategy, and geography; most grants carry multiple codes. AAPIP conducted intensive quality control, specifically focused on population, to offer a more accurate representation of institutional funding designated to Asian American, Native Hawaiian, and Pacific Islander communities.

# San Francisco/Oakland Populations

San Francisco/Oakland is home to nearly 1.5 million Asian Americans (which make up 32% of the metro area's population) and nearly 55,000 Native Hawaiians and Pacific Islanders (which make up 1.2% of the metro area's population).




## San Francisco/Oakland Area Asian American, Native Hawaiian, and Pacific Islander Populations

	REGIONAL POPULATION (TOTAL)	SHARE OF REGIONAL POPULATION	SHARE OF NATIONAL POPULATION OF ETHNIC GROUP
<b>Asian American</b>	1,492,568	32.1%	6.2%
<b>Native Hawaiian and Pacific Islander</b>	54,724	1.2%	3.5%

# Funding Landscape

Between 2019 to 2023, San Francisco/Oakland Area's Asian American, Native Hawaiian, and Pacific Islander communities received \$418.8 million of the \$35.2 billion dollars granted to communities across San Francisco/Oakland. This equates to one dollar and nineteen cents for every \$100 awarded by philanthropy, or 1.19% of regional philanthropic funding.

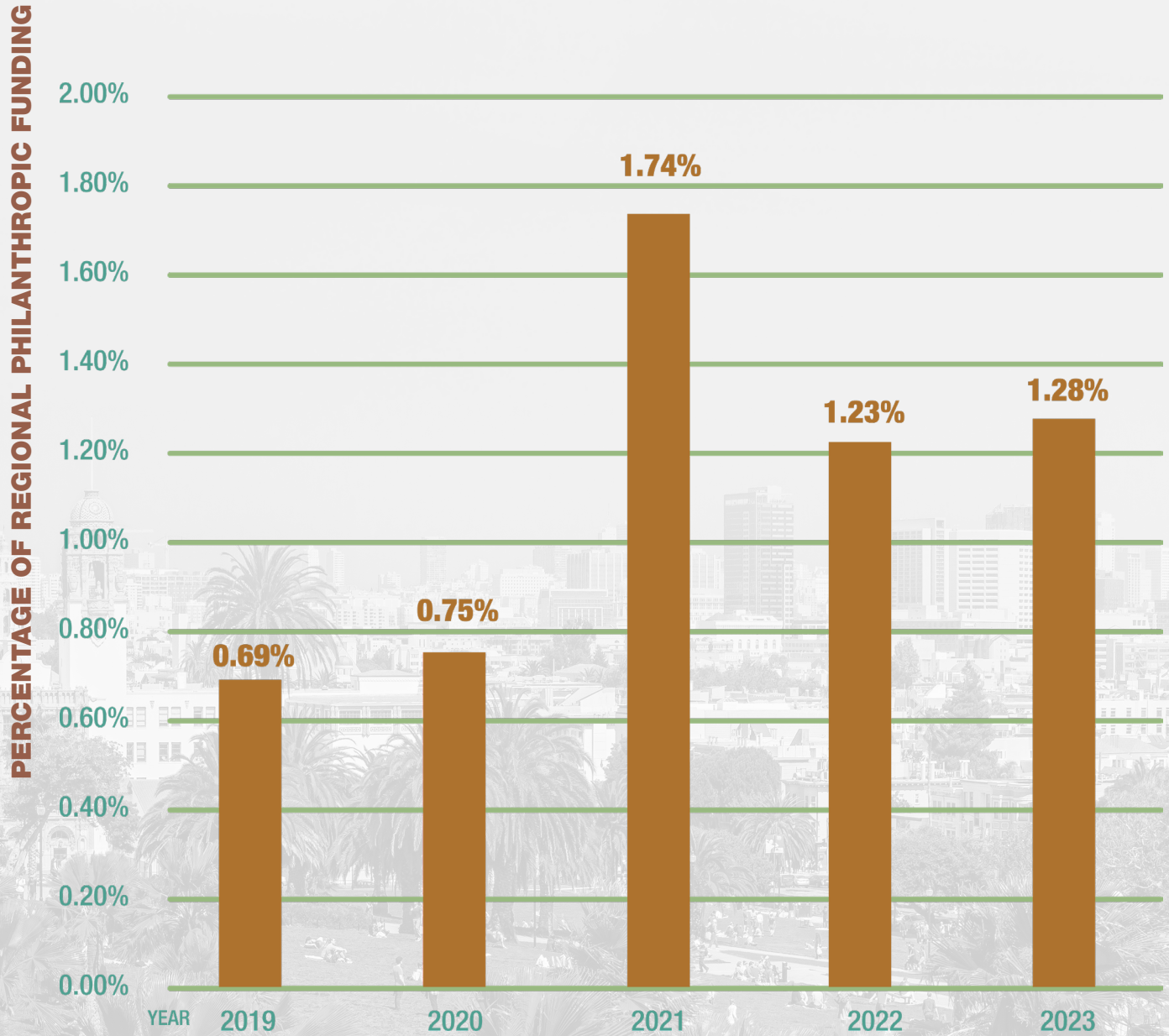


For every \$100 awarded by institutional funders,  
AANHPI communities received \$1.19

# Institutional Grantmaking to AANHPI-Serving Organizations in San Francisco/Oakland by Year, 2019-2023



# Percentage of Regional Grantmaking to AANHPI-Serving Organizations in San Francisco/Oakland by Year, 2019-2023



# Regional Versus National Grantmaking to AANHPI-Serving Organizations by Year (2019-2023)

FUNDING YEAR	FUNDING TO AANHPI-SERVING ORGANIZATIONS IN SAN FRANCISCO/OAKLAND	NUMBER OF GRANTS	INSTITUTIONAL FUNDING ACROSS SAN FRANCISCO/OAKLAND	PERCENTAGE OF REGIONAL FUNDING GRANTED TO AANHPI-SERVING ORGANIZATIONS	NATIONAL FUNDING GRANTED TO AANHPI-SERVING ORGANIZATIONS	PERCENTAGE OF NATIONAL FUNDING GRANTED TO AANHPI-SERVING ORGANIZATIONS
2019	\$31.8 M	616	\$4.6 B	0.69%	\$195.3 M	0.20%
2020	\$53.5 M	876	\$7.1 B	0.75%	\$288.8 M	0.27%
2021	\$138.8 M	1302	\$8.0 B	1.74%	\$494.9 M	0.44%
2022	\$88.4 M	952	\$7.2 B	1.23%	\$393.4 M	0.29%
2023	\$106.3 M	889	\$8.3 B	1.28%	\$481.1 M	0.34%
TOTAL	\$418.8 M	4635	\$35.2 B	1.19%	\$1.85 B	0.31%

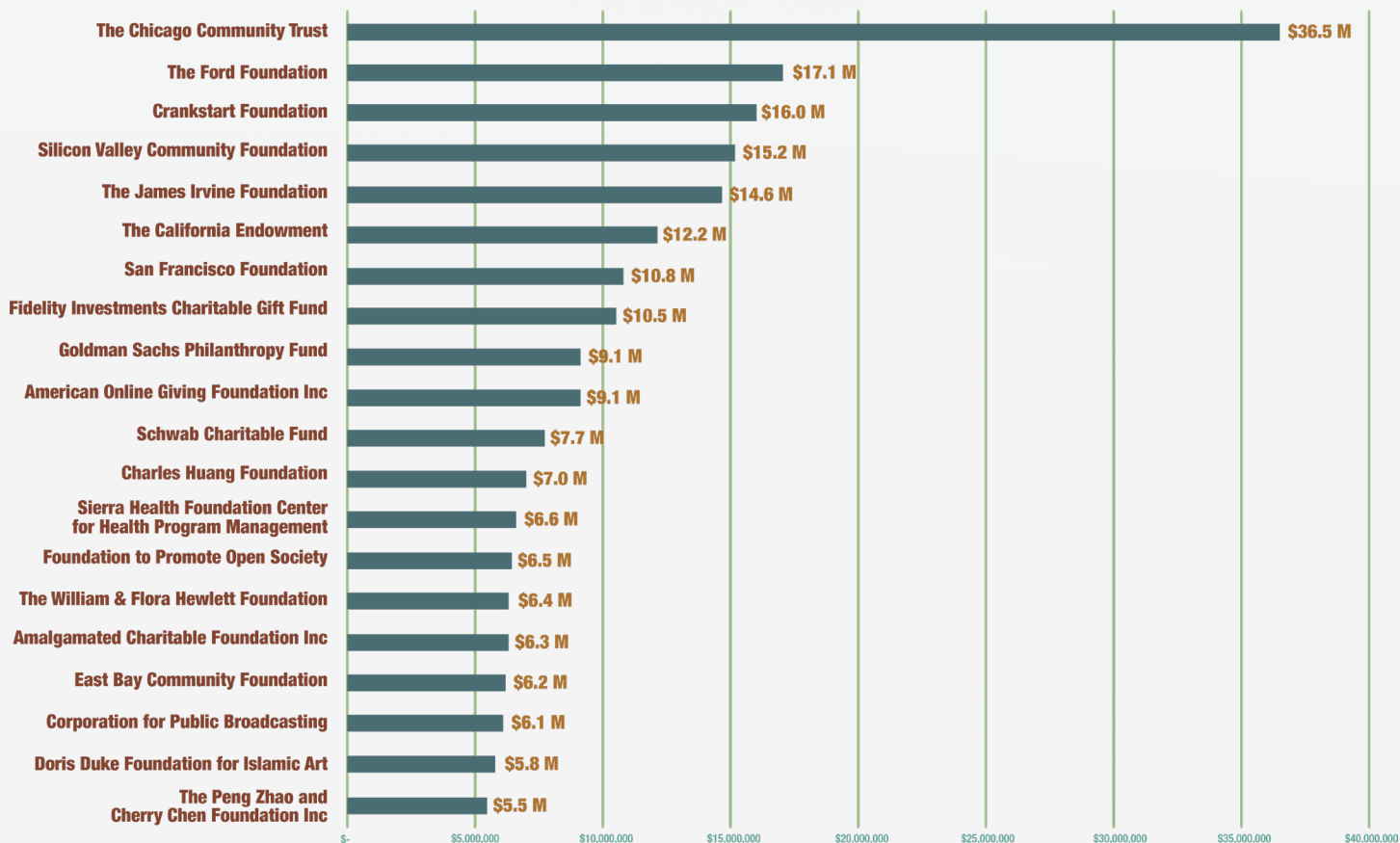
## Distribution of Funding to AANHPI Communities in San Francisco/Oakland (2019 - 2023)

	TOP 5	TOP 10	TOP 20
	23.74%	36.1%	51.41%
FUNDER	TOTAL GRANTMAKING (DOLLARS)		PERCENTAGE
TOP 5	\$99.5 M		23.74%
TOP 10	\$151.3 M		36.10%
TOP 20	\$215.4 M		51.41%

# Top Funders of AANHPI-Serving Organizations in San Francisco/Oakland (2019-2023)

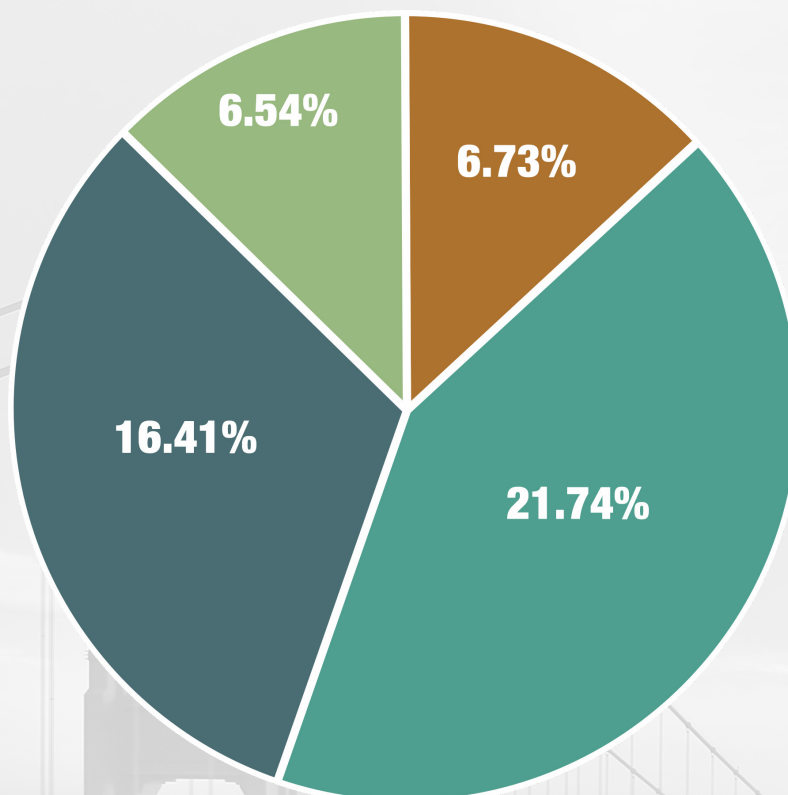
ORGANIZATION	TOTAL FUNDING (DOLLARS)	NUMBER OF GRANTS
The Chicago Community Trust	\$36.5 M	9
The Ford Foundation	\$17.1 M	13
Crankstart Foundation	\$16.0 M	61
Silicon Valley Community Foundation	\$15.2 M	179
The James Irvine Foundation	\$14.6 M	21
The California Endowment	\$12.2 M	24
San Francisco Foundation	\$10.8 M	91
Fidelity Investments Charitable Gift Fund	\$10.5 M	97
Goldman Sachs Philanthropy Fund	\$9.1 M	20
American Online Giving Foundation Inc	\$9.1 M	137
Schwab Charitable Fund	\$7.7 M	108
Charles Huang Foundation	\$7.0 M	2
Sierra Health Foundation Center for Health Program Management	\$6.6 M	13
Foundation to Promote Open Society	\$6.5 M	16
The William & Flora Hewlett Foundation	\$6.4 M	47
Amalgamated Charitable Foundation Inc	\$6.3 M	39
East Bay Community Foundation	\$6.2 M	171
Corporation for Public Broadcasting	\$6.1 M	7
Doris Duke Foundation for Islamic Art	\$5.8 M	3
The Peng Zhao and Cherry Chen Foundation Inc	\$5.5 M	3

# Top 20 Funders in San Francisco/Oakland



## Types of Institutions of Top 20 Funders

FUNDER TYPE	TOTAL GRANTMAKING	PERCENTAGE OF REGIONAL FUNDING
Public Charity	\$28.2 M	6.73%
Private Foundation	\$91.1 M	21.74%
Community Foundation	\$68.7 M	16.41%
Corporate Donor Advised Fund	\$27.4 M	6.54%

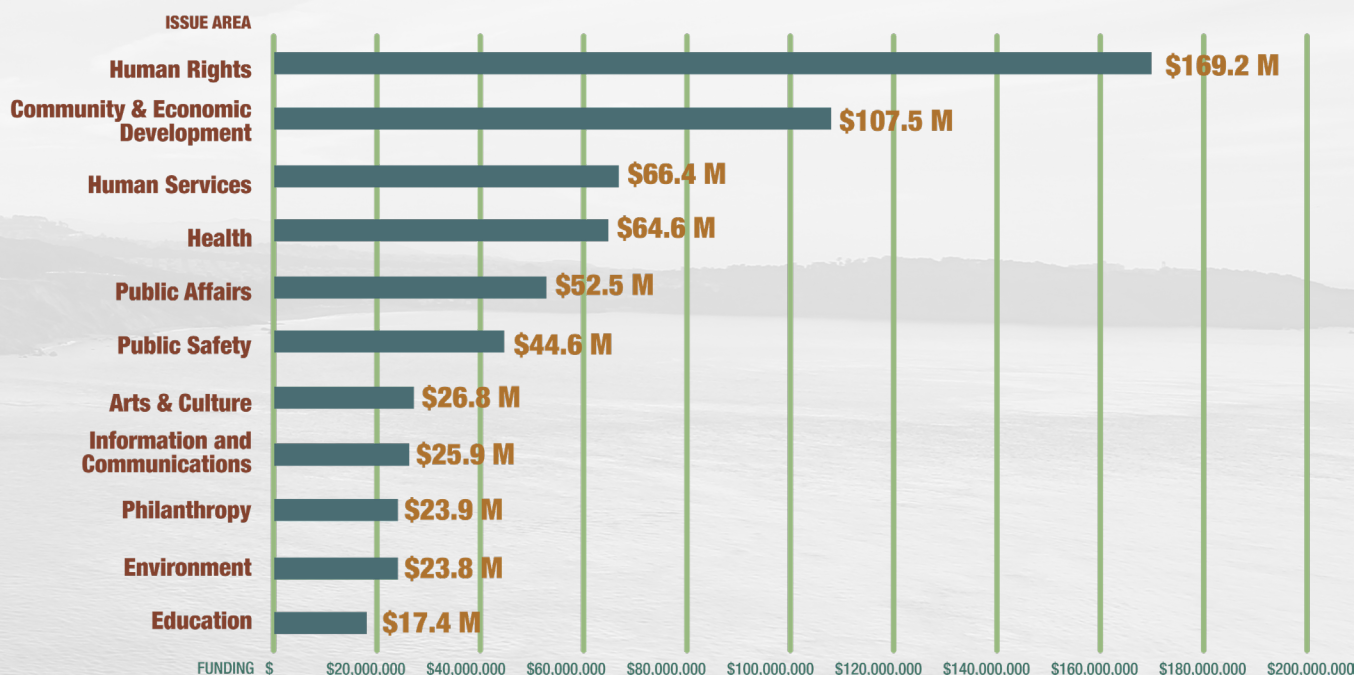


 PUBLIC CHARITY  PRIVATE FOUNDATION  COMMUNITY FOUNDATION  CORPORATE DONOR ADVISED FUND

# Funding by Issue Area (2019-2023)

Nationally, philanthropic resources granted to AANHPI-serving organizations focused primarily on Human Rights, Human Services, and Community & Economic Development. In San Francisco/Oakland, the top three issue areas are Human Rights, Community & Economic Development, and Human Services.

ISSUE AREA	Regional Funding Granted to AANHPI-serving Organizations	Percentage of Regional Funding	National Funding Granted to AANHPI-serving Organizations	Percentage of National Funding
Human Rights	\$169.2 M	40.37%	\$544.6 M	29.38%
Community & Economic Development	\$107.5 M	25.65%	\$363.6 M	19.62%
Human Services	\$66.4 M	15.84%	\$471.1 M	25.42%
Health	\$64.6 M	15.41%	\$272.9 M	14.72%
Public Affairs	\$52.5 M	12.53%	\$225.8 M	12.18%
Public Safety	\$44.6 M	10.66%	\$202.8 M	10.94%
Arts & Culture	\$26.8 M	6.40%	\$279.1 M	15.06%
Information and Communications	\$25.9 M	6.20%	\$90.2 M	4.87%
Philanthropy	\$23.9 M	5.69%	\$42.5 M	2.29%
Environment	\$23.8 M	5.68%	\$40.3 M	2.17%
Education	\$17.4 M	4.15%	\$191.7 M	10.34%



# Acknowledgments

## **Project Lead:**

Brandon Hadi, Director of Programs

## **Project Support:**

Courtney Chappell, Vice President of Programs

Teresa Wang, Director of Communications

Pajouablai Monica Lee, Director of Chapter Strategy and Engagement

Samanta Ratsavong, Member Engagement Manager

## **Design:**

The Kālaïmoku Group

## **Data:**

Candid

Community of Contrasts Dashboard

(Asian Americans Advancing Justice Southern California)

Community Data Explorer (AAPI Data)



**AAPI**

© DECEMBER 2025, ASIAN AMERICANS/PACIFIC ISLANDERS IN PHILANTHROPY (AAPIP)

Permission is granted to reproduce this document in part or in its entirety provided that Asian Americans/  
Pacific Islanders in Philanthropy (AAPIP) is cited as the source for all reproduced material.